



How Data Can Shape A Department

FIONA BREYTENBACH

NICOLE MOTTAY

LYNN SOULSBY

CHRIS HANI BARAGWANATH ACADEMIC HOSPITAL

Contents

- ▶ Introduction
- ▶ Objectives
- ▶ Approach
- ▶ Data Analysed
- ▶ Practice Implications
- ▶ Conclusion

Introduction

- ▶ OT departments:
 - ▶ High patient caseloads
 - ▶ Limited resources
 - ▶ Diverse patient populations
- ▶ Allocating resources and prioritizing services can prove challenging

Introduction cont...

- ▶ Chris Hani Baragwanath Academic Hospital (CHBAH)
 - ▶ Soweto, Johannesburg, South Africa
 - ▶ Largest hospital in Africa
 - ▶ Central academic hospital
 - ▶ Tertiary and quaternary services
 - ▶ 2888 beds
- ▶ Soweto population approx. 1.2 million
- ▶ 31 OTs; four sub-sections



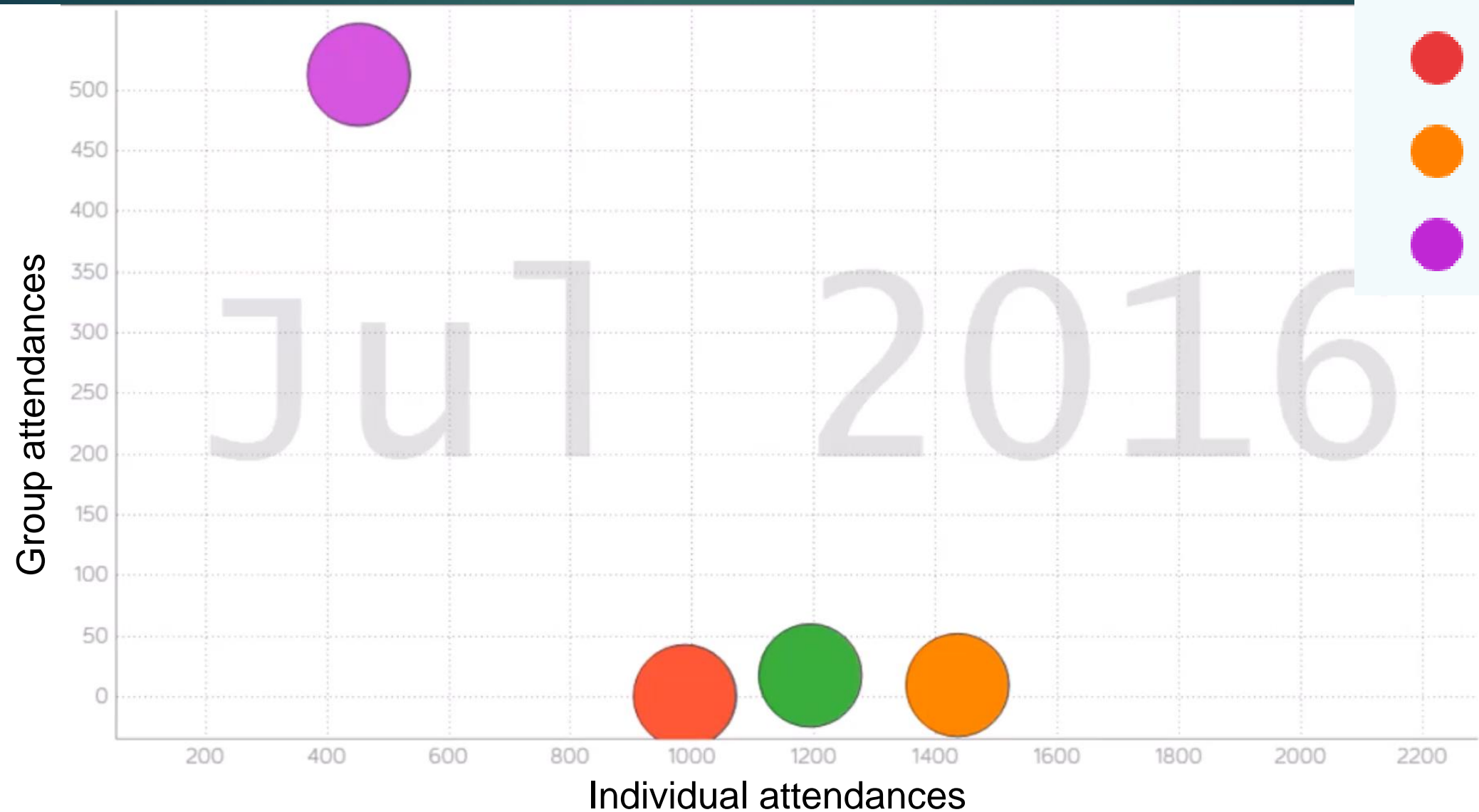
Objectives

- ▶ Analyse patient demographics and statistics of patient management
 - ▶ In order to improve understanding of services
- ▶ Improve efficiency of OT services
 - ▶ Whilst addressing needs of broad population

Approach

- ▶ Data collected on Microsoft Excel:
 - ▶ 31 OTs
 - ▶ Patient demographics
 - ▶ Services rendered
 - ▶ Frequency and length of treatment sessions
 - ▶ In- and outpatients
 - ▶ July 2016 – December 2017
- ▶ Descriptive statistics used to analyse data

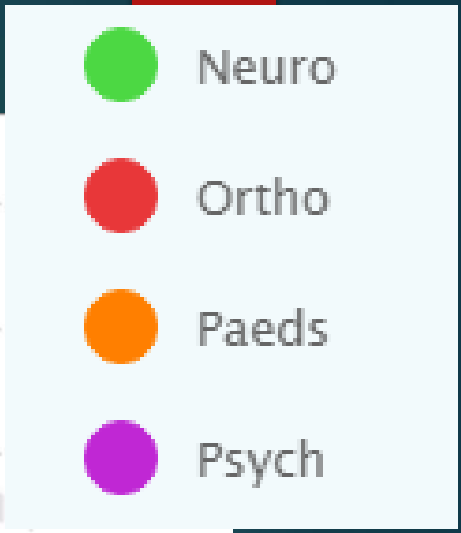
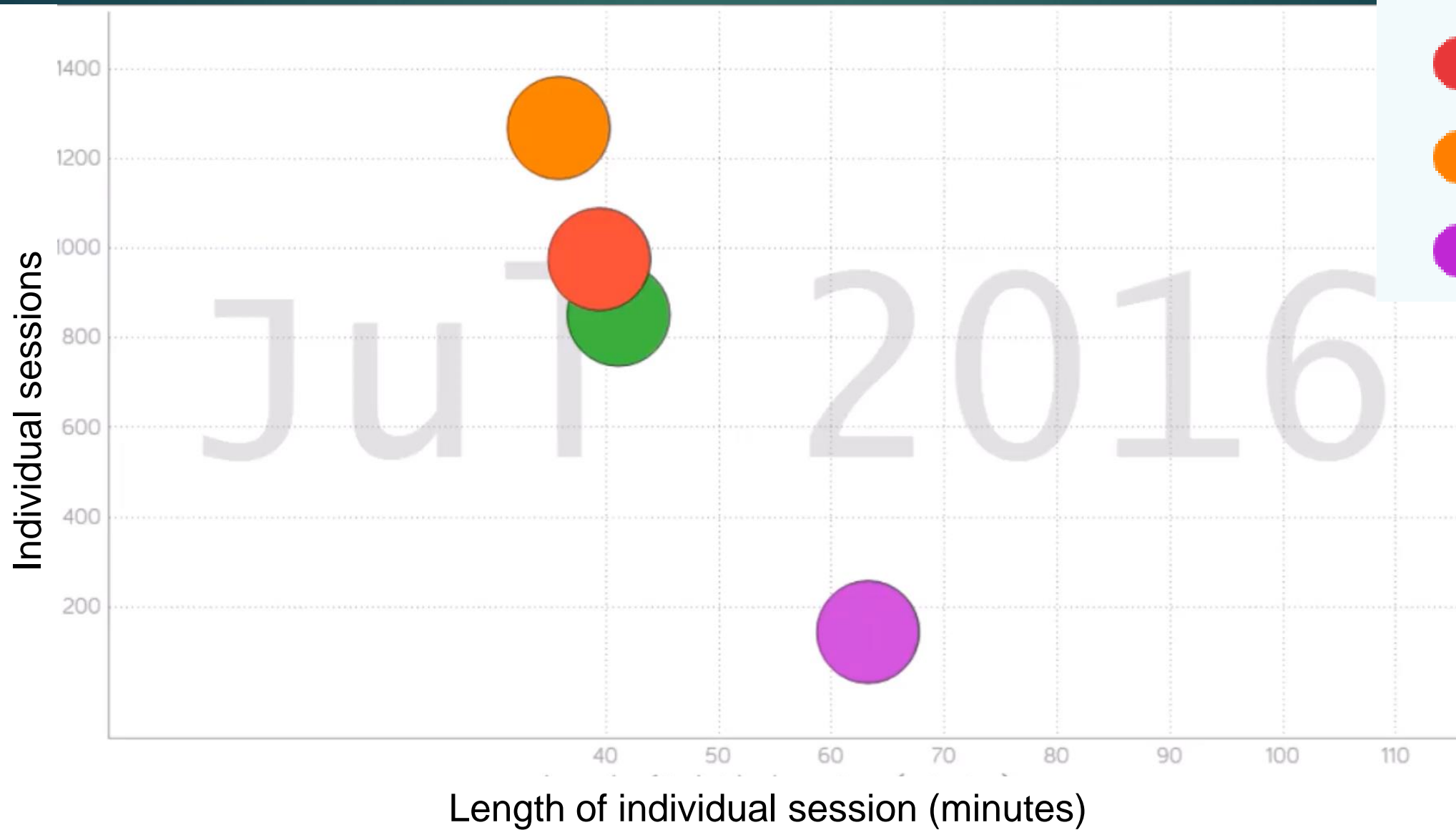
Group and individual attendances



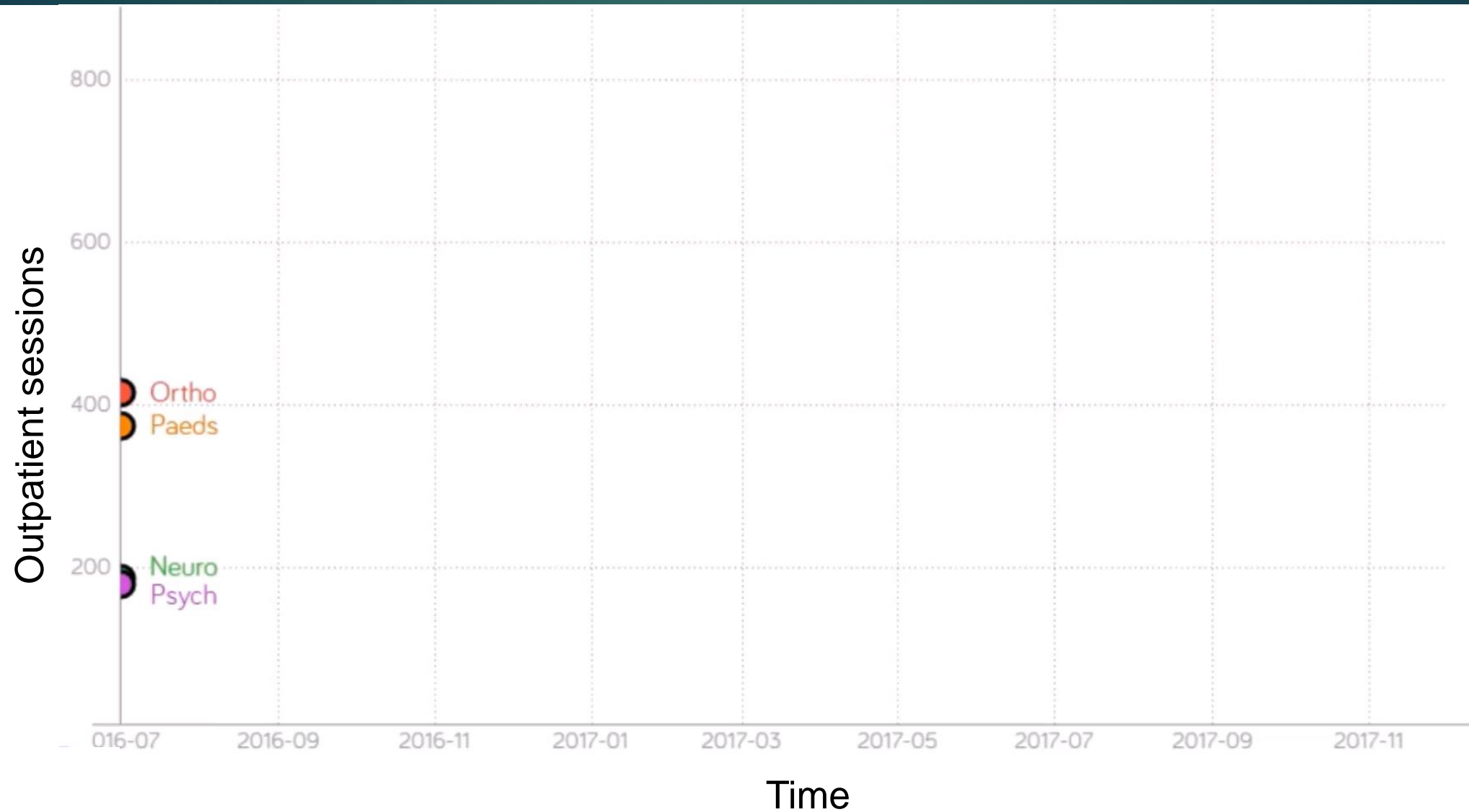
- Neuro
- Ortho
- Paeds
- Psych

Jul 2016

Number and length of individual sessions



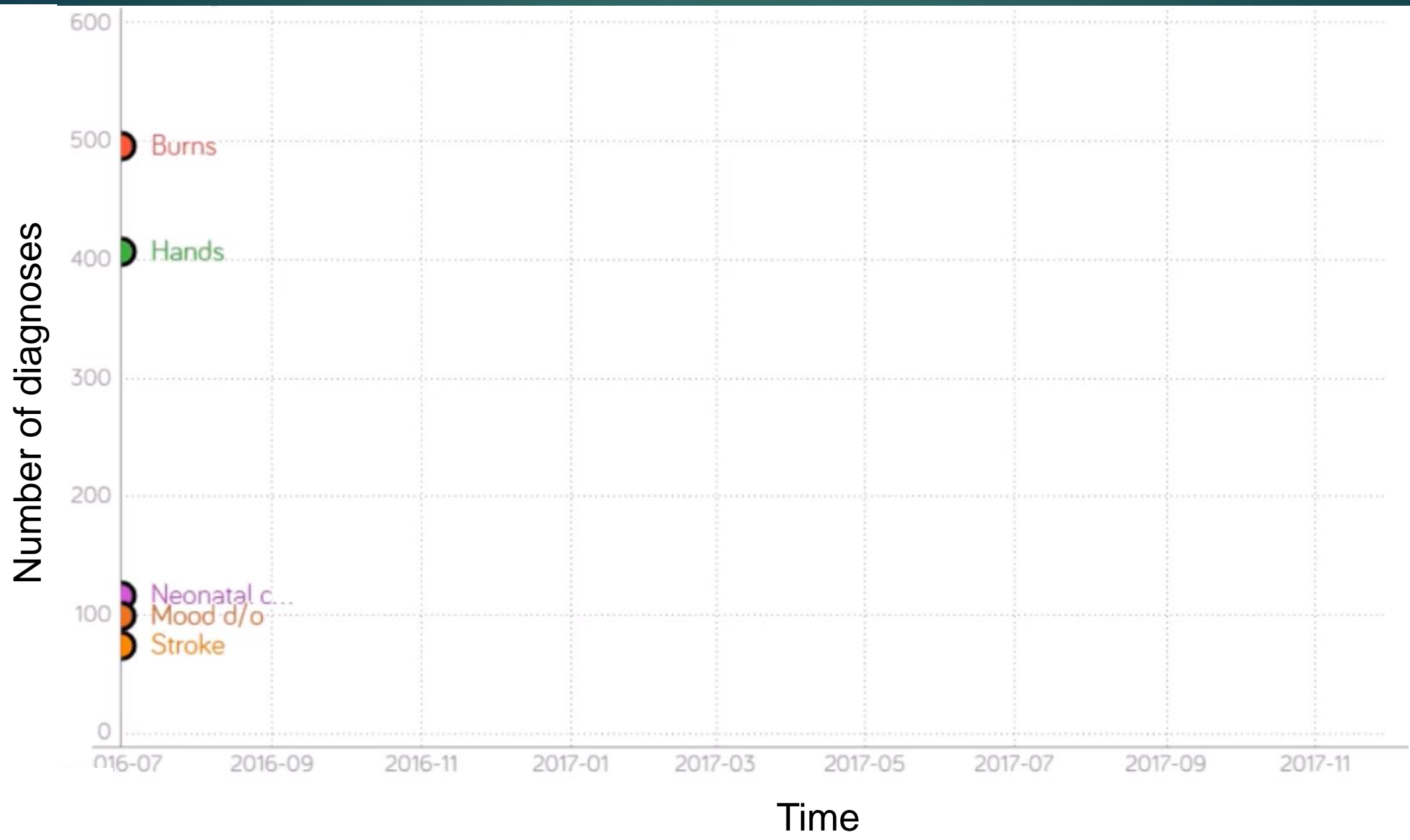
Outpatient sessions



Allocation of therapists

	July 2016	December 2017
Adult neurology	7	8
Adult orthopaedics	7	8
Paediatrics	9	9
Psychiatry	6	5
Total	29	30

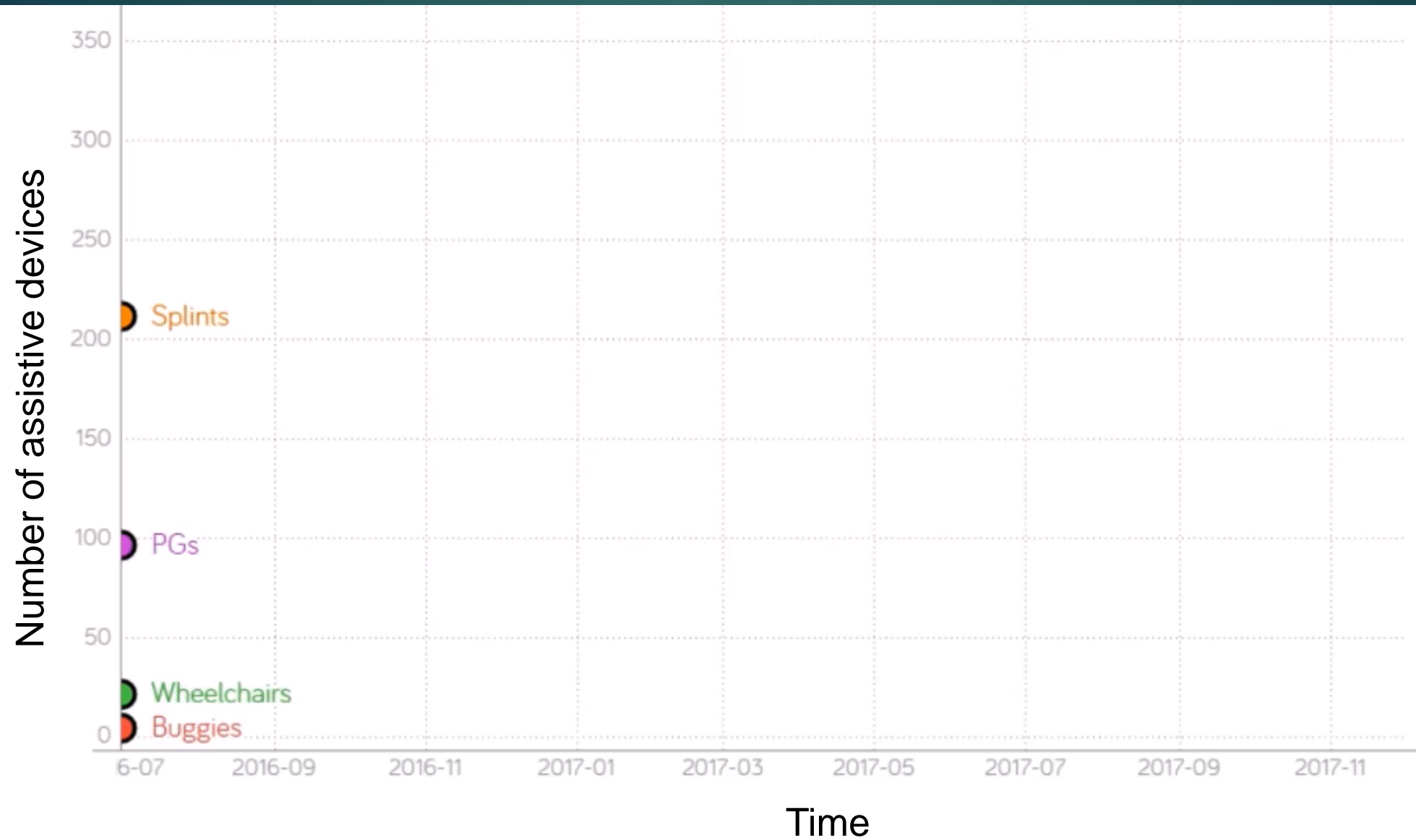
Most common diagnoses



Quadruple burden of disease

Common diagnoses seen in OT at CHBAH	Quadruple burden of disease in SA
All 5 diagnoses	HIV, AIDS and TB
Neonatal complications	Mother and child morbidity and mortality
Strokes Mood disorders	Non-communicable diseases
Hands Burns	Injury and violence

Assistive devices



Practice Implications


- ▶ WHO: Universal coverage in health care
 - ▶ SA: National Health Insurance (NHI)
- ▶ Highlight needs:
 - ▶ Training
 - ▶ Research
 - ▶ Specialized clinics
- ▶ This has shaped the allocation of staff and resources
 - ▶ To improve the efficiency of the department

Conclusion

- ▶ Data analysis can be used as a tool to:
 - ▶ Provide the largest impact to a diverse patient population
 - ▶ Allocate resources
 - ▶ Align OT services with NHI levels of healthcare and packages of service
 - ▶ Monitor and adjust clinical priority areas
- ▶ The OT department can maximize the efficiency of services rendered

Reference

Statistics South Africa [Internet]. Soweto. Statistics SA; [cited 2018 May 17]. Available from: <http://www.statssa.gov.za>



Thank you to the CHBAH OT
Department for your ongoing
dedication to the patients you serve